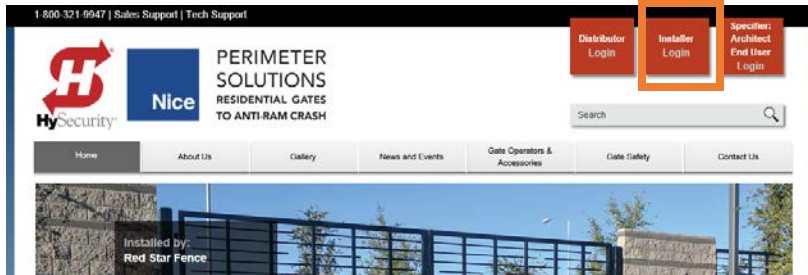


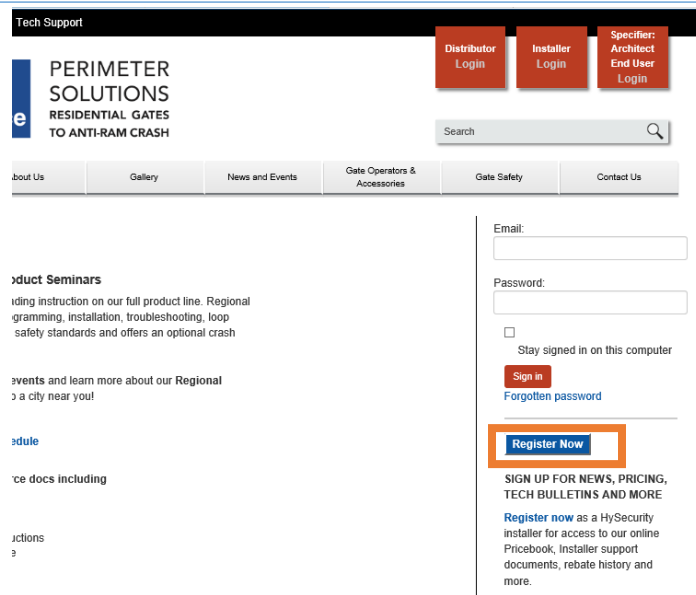


Installer Registration and access to operator software, wiring diagrams, site photo submission form and more.



www.hysecurity.com

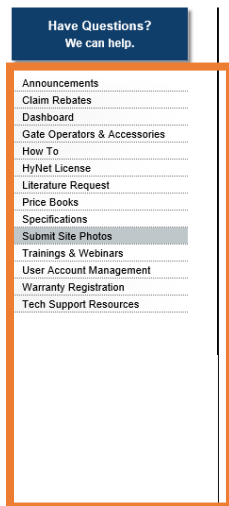
Click on Installer red box



Click on [Register Now](#) button.

Complete registration and be sure you enter an email you can open right away. Click on the validation link in email and it will return you to this page. Enter your email and password and logon.

Note: check spam folder if you do not see email right away.



Show potential customers your HySecurity Installs – Get Hired

Submit photos and details of your latest HySecurity or Nice operator installation and get thousands of specifiers, engineers and end users to see your expertise. Simply fill out the form below and your installation could be displayed on our Home page:



Click on the [Left column Navigation](#) and open the Tech Support list. Then click on **Installation Manuals**. Also check the **Operator Software** to make sure you have current software on your operator.

You will also find:

Claim Rebate tab for Installer Rebates
HyNet License

Submit Site Photos tab to show us your installs that we can feature on our website

Warranty Registration

Tech Support documents:

- Installation videos
- Order Forms
- Part Diagrams
- Replacement Part Instructions
- Schematics & Wiring Diagrams
- Tech Bulletins
- Tech Training